

A

B

C

D

E

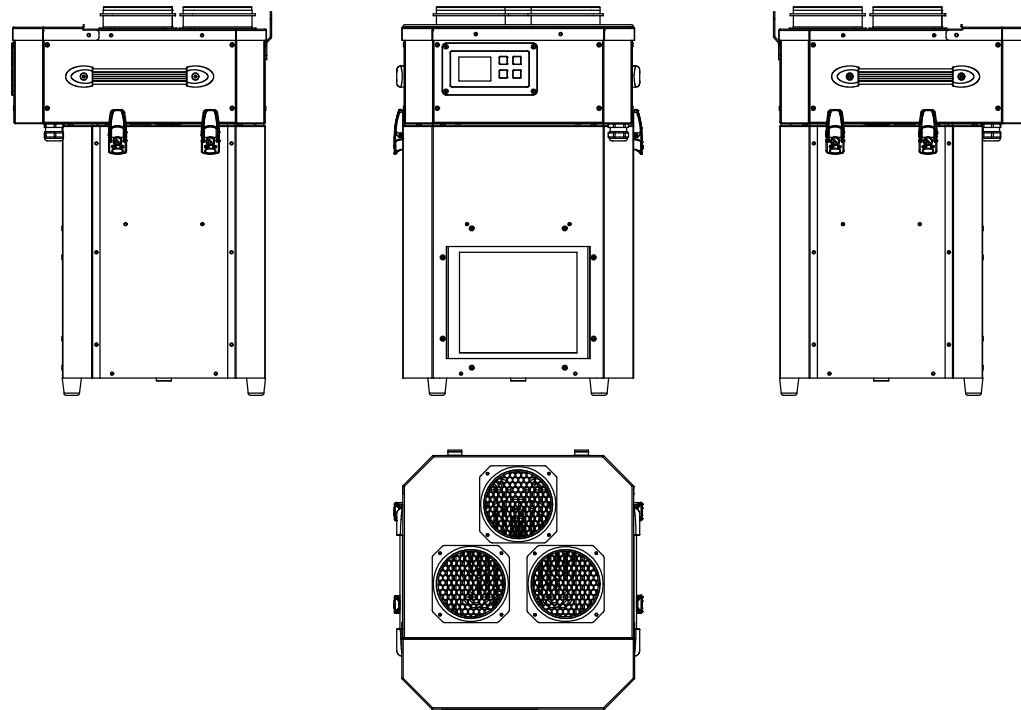
F

G

H

J

K



ARTIKELNR./
ARTICLE NO.
EB14640

MÄRKSTRÖM/
CURRENT RATING
16 **A**

SPÄNNING/
VOLTAGE
400 **V**

MEASURING EQUIPMENT	
CURR.- TRAFO- SPACE	ENERGY- METER- SPACE

FAST ANSLUTNING/ FIXED CONNECTIONS	
<125A	>125A

CEE-OUTLETS 3-POLE			
16A	32A	63A	125A

SCHUKO OUTLETS			
16A			

CEE-OUTLETS 4-POLE			
16A	32A	63A	125A

CEE-OUTLETS 5-POLE/400V			
16A	32A	63A	125A

JFB/RCD/RCBO		
0,01A	0,03A	0,1A

JFB/RCD/RCBO		
0,3A	0,5A	Variable

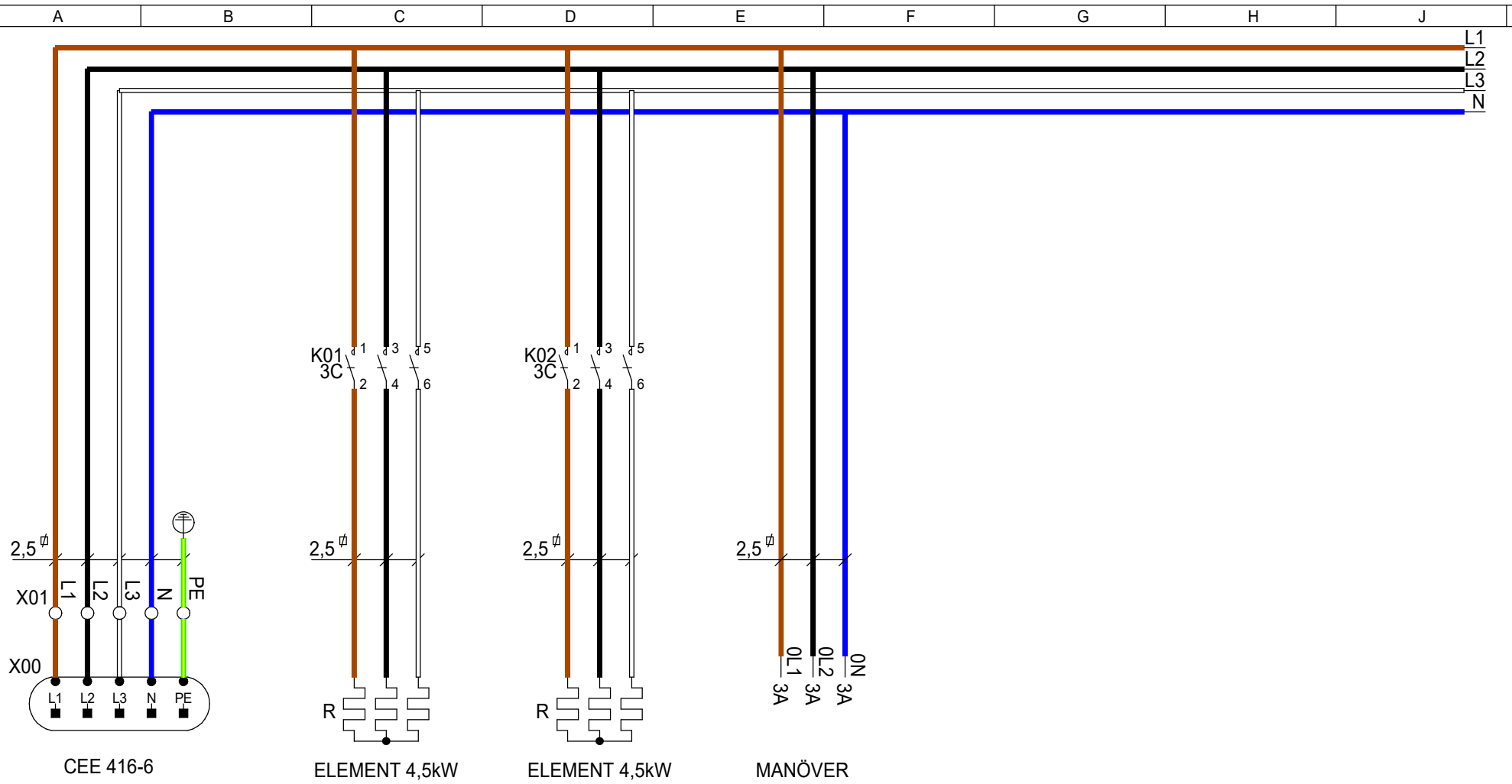
VIKT/WEIGHT
kg

RITAD AV/DRAWN BY CG	DATUM/DATE 200601	NEXT SHEET 2	SHEET 1
SIGN	REVISION/ISSUE A*	RITNINGS NR./DRAWING EB14640	

This drawing is property of El-Björn. May not be copied, shown or distributed without our written permission.

TF 9EL EBC

EL-BJÖRN 
www.elbjorn.com



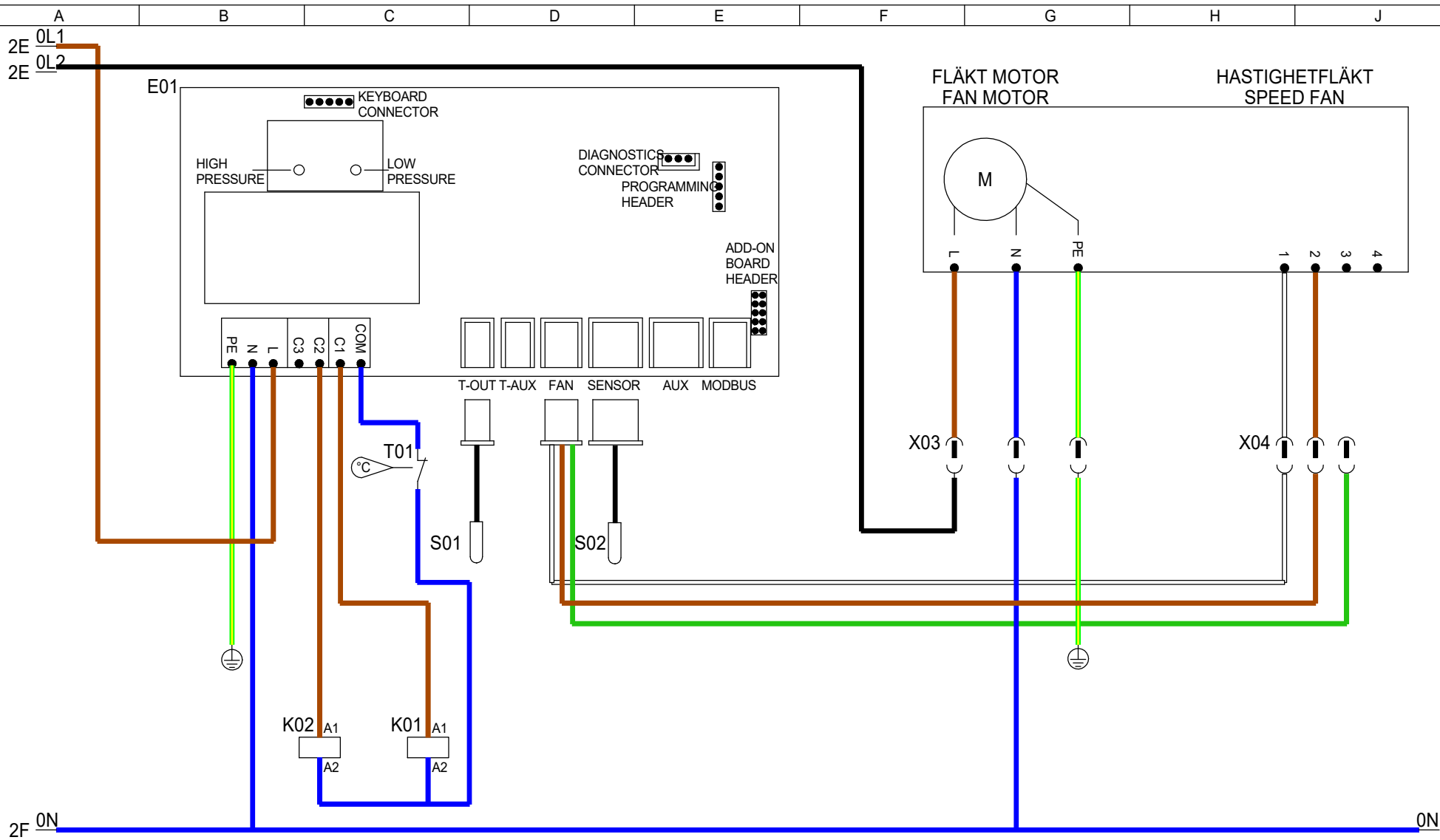
ARTIKELNR./ ARTICLE NO. EB14640	
MÄRKSTRÖM/ CURRENT RATING	16 A
SPÄNNING/ VOLTAGE	400 V
MEASURING EQUIPMENT	
CURR.- TRAFO- SPACE	ENERGY- METER- SPACE
FAST ANSLUTNING/ FIXED CONNECTIONS	
<125A	>125A
CEE-OUTLETS 3-POLE	
16A	32A 63A 125A
SCHUKO OUTLETS	
16A	
CEE-OUTLETS 4-POLE	
16A	32A 63A 125A
CEE-OUTLETS 5-POLE/400V	
16A	32A 63A 125A
JFB/RCD/RCBO	
0,01A	0,03A 0,1A
JFB/RCD/RCBO	
0,3A	0,5A Variable
VIKT/WEIGHT	
kg	

This drawing is property of El-Björn. May not be copied, shown or distributed without our written permission.

TF 9EL EBC



RITAD AV/DRAWN BY CG	DATUM/DATE 200601	NEXT SHEET 3	SHEET 2
SIGN	REVISION/ISSUE A*	RITNING NR./DRAWING EB14640	



- 1-2 2D 1-2 2C
- 3-4 2D 3-4 2C
- 5-6 2D 5-6 2C
- 13-14 13-14
- 21-22 21-22

ARTIKELNR./ARTICLE NO. EB14640			
MÄRKSTRÖM/ CURRENT RATING	16 A		
SPÄNNING/ VOLTAGE	400 V		
MEASURING EQUIPMENT			
CURR.-TRAFO-SPACE	ENERGY-METER-SPACE		
FAST ANSLUTNING/ FIXED CONNECTIONS			
<125A	>125A		
CEE-OUTLETS 3-POLE			
16A	32A	63A	125A
SCHUKO OUTLETS			
16A			
CEE-OUTLETS 4-POLE			
16A	32A	63A	125A
CEE-OUTLETS 5-POLE/400V			
16A	32A	63A	125A
JFB/RCD/RCBO			
0,01A	0,03A	0,1A	
JFB/RCD/RCBO			
0,3A	0,5A	Variable	
VIKT/WEIGHT			
kg			

This drawing is property of El-Björn. May not be copied, shown or distributed without our written permission.

TF 9EL EBC



RITAD AV/DRAWN BY CG	DATUM/DATE 200601	NEXT SHEET 4	SHEET 3
SIGN	REVISION/ISSUE A*	RITNINGS NR./DRAWING EB14640	

A	B	C	D	E	F	G	H	J	K
PC.	Position	Description	Type	Manufacturer	Data	Article No.	E-number(SE)	ARTIKELNR./ ARTICLE NO. EB14640	
1	E01	CCU-modele		El-Björn		279001		MÄRKSTRÖM/ CURRENT RATING 16 A	
2	K01-K02	Contactora	LC1D09P7	Schneider Electric	9A, 4kW	LC1D09P7	3233004	SPÄNNING/ VOLTAGE 400 V	
6	R	Element		Backer	1500W / 230V	20459001000		MEASURING EQUIPMENT	
1	S01	Sensor	Temperature	El-Björn	850mm	279003		CURR- TRAFO- SPACE	
1	S02	Sensor probe	Temp/RH	El-Björn		279009		ENERGY- METER- SPACE	
1	T01	Overheating Protection		Klixon	50° C	L830100		FAST ANSLUTNING/ FIXED CONNECTIONS <125A >125A	
1	X00	Plug	416EP6	ABB	16A, 400V, IP44	2CMA101967R1000	2416170	CEE-OUTLETS 3-POLE 16A 32A 63A 125A	
3	X01	Terminal	Grey	Schneider Electric	4mm ²	NSYTRV42	2916254	SCHUKO OUTLETS 16A	
1		Terminal	Blue	Schneider Electric	4mm ²	NSYTRV42BL	2916255	CEE-OUTLETS 4-POLE 16A 32A 63A 125A	
1		Terminal	Yellow/Green	Schneider Electric	4mm ²	NSYTRV42PE	2916257	CEE-OUTLETS 5-POLE/400V 16A 32A 63A 125A	
2	X03-X04	Contact	3-Pol, Female	Wago		770-703/009-000		JFB/RCD/RCBO 0,01A 0,03A 0,1A	
2		Contact	3-Pol, Male	Wago		770-713		JFB/RCD/RCBO 0,3A 0,5A Variable	
								VIKT/WEIGHT kg	

This drawing is property of El-Björn. May not be copied, shown or distributed without our written permission.

TF 9EL EBC



RITAD AV/DRAWN BY CG	DATUM/DATE 200601	NEXT SHEET	SHEET 4
SIGN	REVISION/ISSUE A*	RTNINGS NR./DRAWING EB14640	